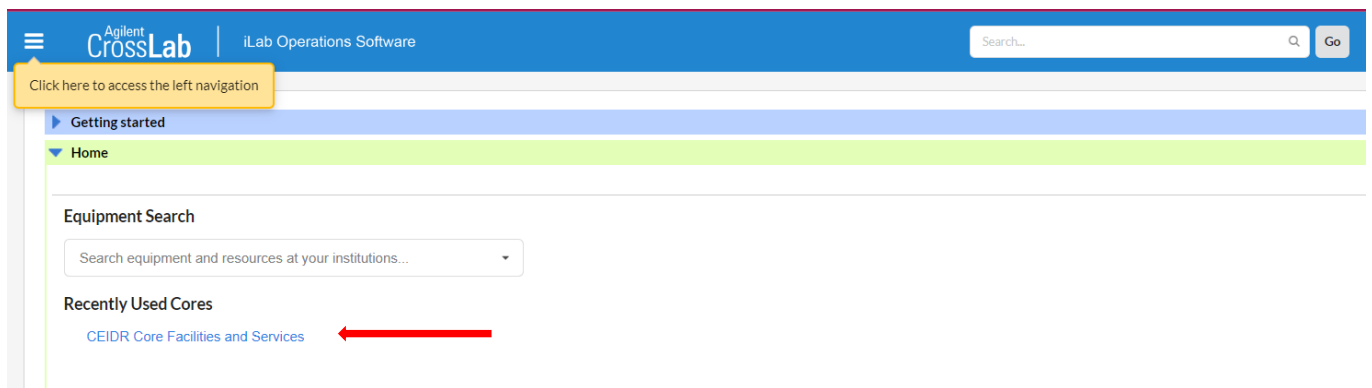


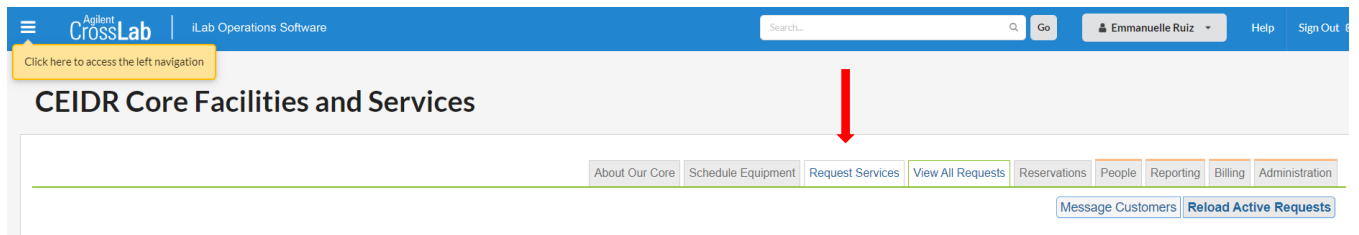
Tutorial to request GeneLab Bioinformatic consultation service through ILAB

If it is not already done, create an account on ILAB.

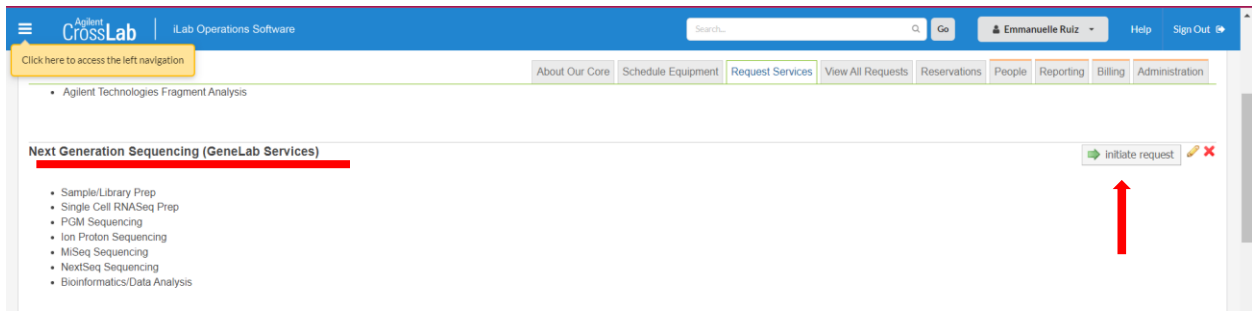
1. After registering and signing up on <https://my.ilabsolutions.com/account/login>, choose the “CEIDR Core Facilities and Services”.



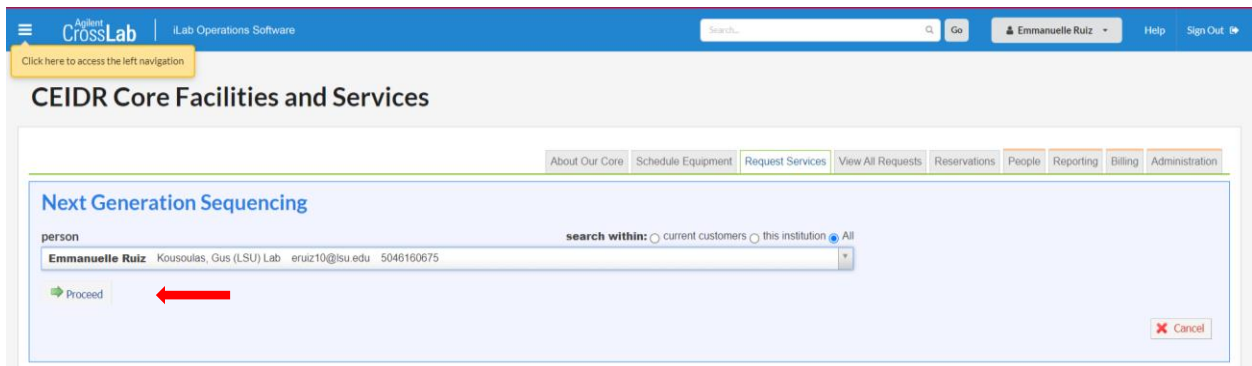
2. Go to “Request service”



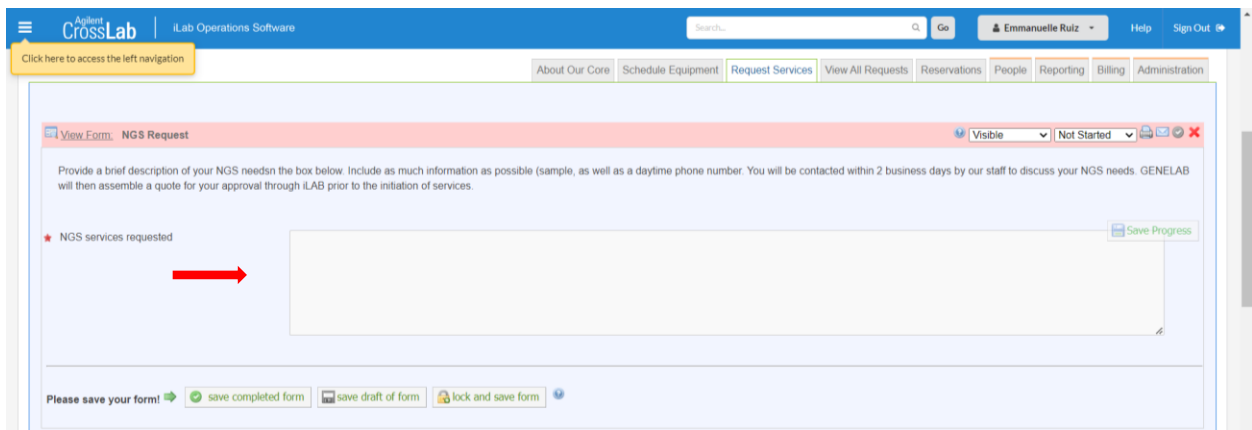
3. Click on “Initiate request” from the “Next Generation Sequencing (GeneLab services)” box



4. Add your name on the bar and click on “Proceed”



5. Add a brief description of your project and the service you desire



6. Below, add Funding account number if it is necessary [LBRN is covering bioinformatics consultation fees] and click on “Submit request to researcher”

Agilent CrossLab | iLab Operations Software

Search... Go | Emmanuelle Ruiz | Help | Sign Out

Click here to access the left navigation

About Our Core | Schedule Equipment | Request Services | View All Requests | Reservations | People | Reporting | Billing | Administration

as percentage amount: 0 %

Quote (total predicted cost):
\$0.00 (automatic total of any services, charges or buffer added to this request)

Payment Information

Please enter the Fund Number

%	Fund Number
1 100.0 %	<input type="text"/>
100.0%	Total Allocated

+ Split Charge

enter additional payment information

Skip approval?

7. Send an email to Dr Emmanuelle Ruiz (eruiz10@lsu.edu) to schedule an appointment.